

LANDA®

Industrial Pressure Washers
...Built Right to Do the Job Right

HD GAS

*Portable, Gasoline-Powered,
Cold Water Pressure Washer*

- Up to 5.0 GPM, 4000 PSI
- Belt- or Direct-Drive Models
- Reliable Honda Engines
- Modular Design
- Flat-Free Tires
- Compact Footprint

■ Durable weldless, corrosion-resistant aluminum Modular Frame can convert from a cart to a skid.

■ Industrial-grade, belt- or direct-drive High-Pressure Pumps have tri-plex, forged brass heads with a seven-year warranty.

■ Three quick-couple Nozzles are made of hardened stainless steel and color-coded for easy selection of spray pattern: 15°, 25°, 40°.

■ 1¼-inch Handles on front and back make it easy to load and unload the pressure washer in a vehicle.

■ Industrial-duty Gasoline-Powered Honda Engine with 3-year warranty, overhead valves and easy-access oil drain line.

■ Puncture proof, Flat-Free Tires make for easy maneuvering on any terrain, ideal for sites riddled with nails and debris.

■ Top quality VRT3 Unloader diverts water flow when trigger gun is shut off and keeps bypass water cooler.

■ Insulated, fatigue-free, spring-loaded Trigger Gun with Side-Grip Spray Wand make for easy point-and-shoot cleaning action.



HD 4.0/40 GB



OPTION



**POWERED by
HONDA™**


■ 50 ft. of steel-wire braid High Pressure Hose with 24-inch Hose Guard for burst protection and swivel Crimp Fitting for tangle-free handling of hose and trigger gun.

■ Easy-to-attach Detergent Injector and Soap Nozzle for easy application of detergents.

■ Pallet Skid Option - HD Gas unit to be fitted to the HD Pallet Skid - mild steel skid fits within a standard UTV/ATV bed. See optional accessories for more detail.



**HD 4.0/40 GB shown with optional
skid mount feet**



**HD Direct Drive shown with optional
HD Pallet Skid with Tank**

www.landa.com

WHY CHOOSE THE HD GAS?

Compact and corrosion-resistant, the HD Gas aluminum pressure washers can be utilized as a cart or a skid (optional) for maximum cleaning versatility and durability. Easy to maneuver with puncture proof, flat free tires. These reliable Honda powered pressure washers offer a bypass loop for additional pump protection, as well as a 7-year warranty on the oil end of the pump. The simple design of the HD Gas helps get the job done quickly and without hassle. All models are ETL certified to UL safety standards.



Belt-Drive HD Gas Cart



Belt-Drive HD Gas with optional skid mount feet




Direct-Drive HD Gas Cart
(Available with optional skid mount feet)

Model #	Part #	GPM	PSI	Drive	Start	Pump RPM	Pump	Engine	CC	L x W x H	Weight (lbs)
HD 3.0/27 G	9.807-727.0	3.0	2700	Direct	Recoil	3400	LP3035G	Honda GX200	196	41" x 22" x 24"	112
HD 3.5/35 G	9.807-728.0	3.5	3500	Direct	Recoil	3400	LP3535G1	Honda GX270	270	41" x 22" x 24"	130
HD 4.0/40 G	9.807-729.0	4.0	4000	Direct	Recoil	3400	LS4040G.3	Honda GX390	389	43" x 26" x 27"	149
HD 4.0/40 Ge	9.807-730.0	4.0	4000	Direct	Electric	3400	LS4040G.3	Honda GX390	389	43" x 26" x 27"	158
HD 3.0/27 GB	9.807-731.0	3.0	2700	Belt	Recoil	1650	LB3030R	Honda GX200	196	41" x 22" x 24"	123
HD 3.5/35 GB	9.807-732.0	3.5	3500	Belt	Recoil	1850	LM3540R.3	Honda GX270	270	41" x 22" x 24"	156
HD 4.0/40 GB	9.807-733.0	4.0	4000	Belt	Recoil	1740	LM3840R.3	Honda GX390	389	43" x 26" x 27"	160
HD 4.0/40 GeB	9.807-734.0	4.0	4000	Belt	Electric	1740	LM3840R.3	Honda GX390	389	43" x 26" x 27"	196
HD 5.0/30 GB	9.808-253.0	5.0	3000	Belt	Recoil	1740	LM3840R.3	Honda GX390	389	45" x 28" x 29"	160


Dimensions: HD3/HD3.5 41"L x 22"W x 24"H HD4/HD4.5 43"L x 26"W x 27"H

Optional Pallet Skids



HD Pallet Skid with Tank

- Mild Steel
- Ship Weight is 180 lbs
- 50 gallon water tank and 1 - 100' Hose Reel
- Dimensions (L x W x H): 40" x 48" x 35"
- Compatible with HD 3.0/27 G 9.807-727.0, HD 3.5/35 G 9.807-728.0, HD 4.0/40 G 9.807-729.0



HD Pallet Skid with 2 Hose Reels

- Mild Steel
- Ship Weight is 172 lbs
- 2 - 100' Hose Reels
- Dimensions (L x W x H): 40" x 48" x 35"
- Compatible with HD 3.0/27 G 9.807-727.0, HD 3.5/35 G 9.807-728.0, HD 4.0/40 G 9.807-729.0

Field Installed Options & Accessories

9.807-754.0	Skid Mount Feet	8.712-429.0	Dirt Killer Rotating Nozzle
9.807-750.0	375" Long Handle	9.302-243.0	Legacy Turbo Nozzle, 4.0, 4350 PSI
9.807-753.0	Wand Holder	8.710-620.0	Legacy Superlite Stainless Steel, 72" - 56.0 oz
9.807-752.0	Hose Storage Hook	8.925-228.0	Legacy Rawhide, 100' x 3/8" ID, 6000 PSI, 2-wire, smooth cover, black high pressure hose
9.807-751.0	Handle with Hose Reel		
8.753-572.0	A+ Surface Cleaner SC21		
8.753-573.0	A+ Surface Cleaner SC24		
9.807-834.0	HD Pallet Skid with Tank		
9.807-839.0	HD Pallet Skid with 2 Reels		

Distributed by:

SPEED IT UP WITH ACCESSORIES

We offer a number of pressure washer accessories to reduce your cleaning time. Depending on your cleaning application, choose from items such as flat surface cleaners like the Water Jet, rotary nozzles, extension wands and more.

If you're cleaning long hours at a time, the EASY!Force trigger gun is an ideal and innovative solution to alleviate user fatigue. It's designed to use its own recoil force to hold the trigger down, which means you won't have sore hands after hours of use.

We also offer accessories designed to lengthen the life of your equipment, such as hose reels, which not only protect the high-pressure hose from damage, but help with storage when not in use.

Give us a call to learn which accessories are suitable to use with your pressure washer - and your application.

