



GAS *Fired* SERIES

NATURAL & LP GAS HOT WATER PRESSURE WASHERS



POWER, DURABILITY & DEPENDABILITY ARE ABOUT TO *Clean Up* GRIME.

VOLUME + PRESSURE + HEAT:

THE RIGHT COMBINATIONS FOR YOUR OPERATION AND BUDGET.

You can measure cleaning performance in pressure washers through three basic factors: water volume, water pressure and heat.

Water volume is measured in gallons per minute (GPM); water pressure in pounds per square inch (PSI) and heat in British Thermal Units (BTU's). There may be thousands of ways to mix and match them, but in Alkota's Gas Fired line of pressure washers you've got the perfect combinations of capacity, power and heat to fit your particular needs — in a rugged stationary unit.

The Gas Fired series offers a full range of options to mix and match those factors in a way that's cost effective for your operation.

Higher volume, higher pressure and higher heat deliver the highest power and fastest cleaning performance. But many situations don't need maximum power.

Plenty of operations may require high water volumes but lower pressure. In a situation that calls for greater flushing power, say, a hog confinement, higher volume is the ticket. If your operation doesn't need maximum cleaning requirements, the Gas Fired series has washers with varied volumes, pressure and heat. We have the unit to fit your needs.

What distinguishes the Alkota Gas Fired Series is that it's a complete line with complete flexibility: you've got the right option for your situation.

STANDARD FEATURES

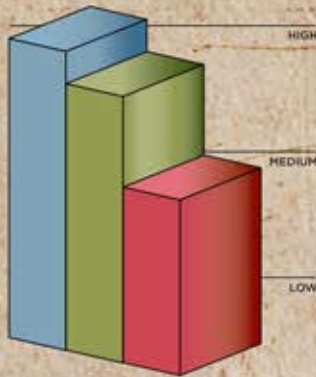
- Belt-drive plunger pumps with solid ceramic pistons.
- Oil bath pumps stay cooler provide long life.
- Control panel for ease of operation.
- Precise chemical metering for high pressure soap application.
- Corrosion resistant float tanks.
- Rotary on/off switches.
- Heavy duty frames provide longevity.
- Steel cabinetry for protection of components.
- Cold water wrap coil for efficiency and operator protection.
- Clean burning natural or LP gas with an aspirating burner.
- 50' feet of hose with 42" insulated shut off wand.
- Easy serviceability of all components.
- Winterizing valve for cold weather protection.
- Standing pilot standard - automatic ignition optional.
- Capacities from 2 GPM to 10 GPM.
- All model available in stainless steel.
- Optional hose reel.
- All model available UL approved.
- Customize to fit your needs.



GAS FIRED SERIES

WHICH COMBINATION IS RIGHT FOR YOU?

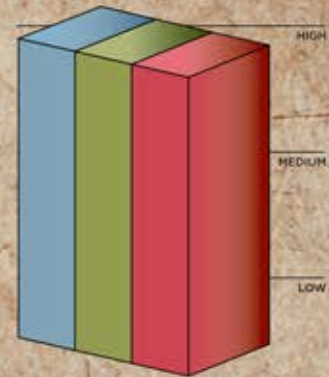
EVEN IF YOU HAVE NEEDS THAT DON'T FIT THE NORM, THERE'S AN ALKOTA THAT FITS YOU.



LIVESTOCK

■ GPM ■ PSI ■ BTU

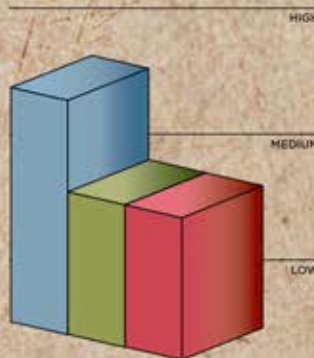
Most livestock operations need good flushing power, which means high water volume, above-average pressure but lower heat.



CONSTRUCTION

■ GPM ■ PSI ■ BTU

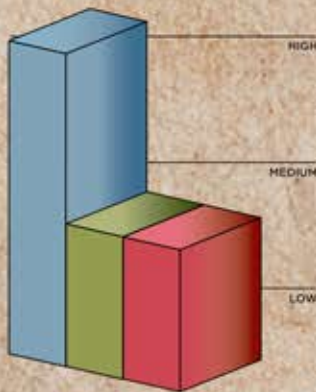
The punishment, grease and grime most construction equipment has to endure in most cases require the highest combination of volume, pressure and heat. You may have unique needs. We can meet them.



FARM EQUIPMENT

■ GPM ■ PSI ■ BTU

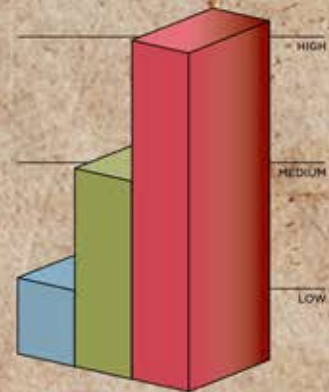
Farm machinery has a pretty basic challenge: mud. So routine, if infrequent, cleaning is the ticket. In most cases you won't need the highest pressures or temperatures. Higher GPM gets it done.



FLEET CLEANING

■ GPM ■ PSI ■ BTU

Fleet managers in northern climates will have different needs than those in a southern climate. As a rule, high volume takes precedent over pressure and heat.



INDUSTRIAL MACHINERY

■ GPM ■ PSI ■ BTU

High heat and solid pressure do the job in industrial environments where you need to minimize water flow.

GALLONS PER MINUTE (GPM) + POUNDS PER-SQUARE INCH (PSI) + BRITISH THERMAL UNIT (BTU)



MODEL	2161	3111	3201	3241	3301	4181	4201
GPM	2.1	3	3	3	3.2	4	3.6
PSI	1600	1100	2000	2400	3000	1800	2000
HP	2.3	2.3	4	5	6	5	5
VOLTAGE	115V	115V	230V	230V	230V	230V	230V
BTU	200,000	320,000	320,000	320,000	320,000	320,000	320,000

MODEL	4231	4301	5181	5231	5301	5401	5501
GPM	4	4	4.8	5	5	5	5
PSI	2300	3000	1800	2300	3000	4000	5000
HP	6	8	6	8	10	15 HP	20
VOLTAGE	230V	230V	230V	230V	230/460V	230/460V	230/460V
BTU	320,000	320,000	440,000	440,000	440,000	440,000	440,000

MODEL	7301	8251	8351	10201	10301
GPM	7	8	8	10	10
PSI	3000	2500	3500	2000	3000
HP	15	15	20	15	20
VOLTAGE	230/460V	230/460V	230/460V	230/460V	230/460V
BTU	660,000	660,000	660,000	880,000	880,000

Call your local distributor or email sales@alkota.com for a complete specification chart.

English to Metric Conversion
1 gallon/minute = 3.78 liters/minute
1 horsepower = .746 watts
100 PSI = 7.03 Kg/cm ²
1 foot = .3048 meters
1 inch = 2.54 centimeters
1 pound = .45359 kilograms

- * All models available as oil fired.
- * Special voltages upon request. Gallonages and pressures may be less on 3 phase current.
- * Gallonage and pressure may vary +/- 5% due to manufacturing tolerance in components.
- * Specifications subject to change without notice.
- * All models available ETL approved to UL1776 and CSA b140.11-M89 specifications.

Distributed by:
Action Cleaning Systems Inc.
 Tyler, TX, 800-522-8466
 Dallas, TX, 800-950-6926
 Midland, TX, 903-262-0236
 Bossier City, LA, 318-752-0102

