



FOUR *Wheel* SERIES

ELECTRIC-POWERED HOT WATER PRESSURE WASHERS



POWER, PERFORMANCE AND MOBILITY ARE ABOUT TO *Roll Up* GRIME.

VOLUME + PRESSURE + HEAT:

THE RIGHT COMBINATIONS FOR YOUR OPERATION AND BUDGET.

You can measure cleaning performance in mobile pressure washers through three basic factors: water volume, water pressure and heat.

Water volume is measured in gallons per minute (GPM); water pressure in pounds per square inch (PSI) and heat in British Thermal Units (BTU's). There may be thousands of ways to mix and match them, but in Alkota's Four Wheel line of pressure washers you've got the perfect combinations of capacity, power and heat to fit your particular needs — in a rugged mobile unit.

The Four Wheel series offers a full range of options to mix and match those factors in a way that's cost effective for your operation.

Higher volume, higher pressure and higher heat deliver the highest power and fastest cleaning performance. But many situations don't need maximum power.

Plenty of operations may require high water volumes but lower pressure. In a situation that calls for greater flushing power, say, a hog confinement, higher volume is the ticket. If your operation requires you to clean a lot of items in a short period of time, the Four Wheel series includes machines that deliver exceptional performance at more affordable volumes, pressures, and temperatures.

What distinguishes the Alkota Four Wheel Series is that it's a complete line with complete flexibility: you've got the right option for your situation. All on four wheels.

STANDARD FEATURES

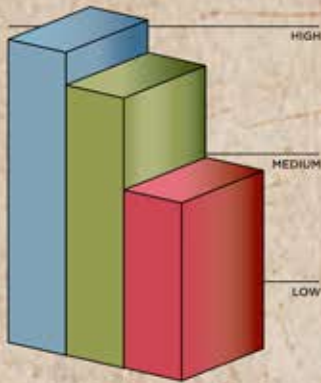
- Four tubed pneumatic wheels for ease of portability.
- Adjustable front axle for proper weight distribution.
- Belt-drive ceramic plunger pump for long life.
- Oil bath pumps take punishment in the field and keep pumping.
- Easy access operator controls.
- Precise chemical metering for high pressure application 212AX4/213AX4 low pressure soap.
- Corrosion resistant float tanks and rotary on/off switches.
- Highly efficient heating system featuring pressure atomizing burner coupled with a cold water wrap coil.
- Adjustable height push handle.
- Industrial strength 1-1/2" inch tube frame has a powder-coated finish for durability.
- 50ft. hose, shut off gun and 42" inch insulated wand.
- Easy serviceability for all components.
- High efficiency fuel filter.
- Winterizing valve for protection during cold weather.
- Corrosion free fuel tanks. AX4 models - 4.5 gal., X4 models - 8 gal.
- Optional hose reel.
- More than a dozen standard four wheel models.
- Six different capacities: 1.5 GPM to 4.8 GPM.
- Automatic Ignition standard.
- Power plants range from 2.3Hp to 10HP.
- All models available in the stainless steel Xtreme series.
- Customize to fit your needs.
- 8" stack size.
- Optional temperature control.
- Burns kerosene or #1 diesel.



FOUR WHEEL SERIES POWER

WHICH COMBINATION IS RIGHT FOR YOU?

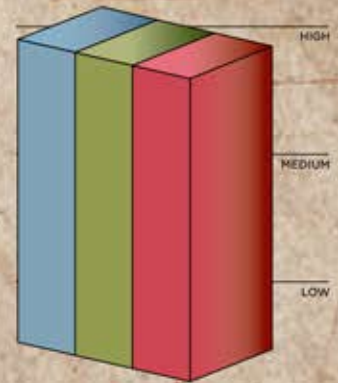
EVEN IF YOU HAVE NEEDS THAT DON'T FIT THE NORM, THERE'S AN ALKOTA THAT FITS YOU.



LIVESTOCK

■ GPM ■ PSI ■ BTU

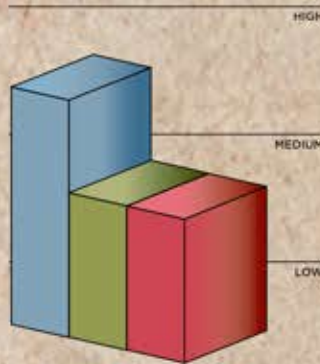
Most livestock operations need good flushing power, which means high water volume, above-average pressure but lower heat.



CONSTRUCTION

■ GPM ■ PSI ■ BTU

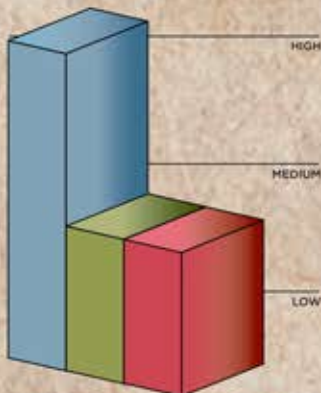
The punishment, grease and grime most construction equipment has to endure in most cases require the highest combination of volume, pressure and heat. You may have unique needs. We can meet them.



FARM EQUIPMENT

■ GPM ■ PSI ■ BTU

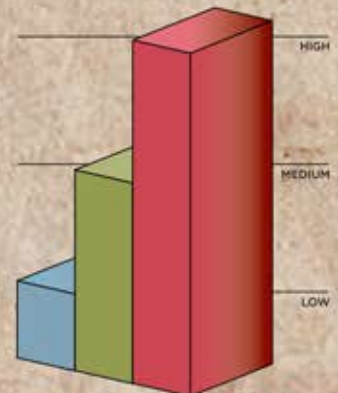
Farm machinery has a pretty basic challenge: mud. So routine, if infrequent, cleaning is the ticket. In most cases you won't need the highest pressures or temperatures. Higher GPM gets it done.



FLEET CLEANING

■ GPM ■ PSI ■ BTU

Fleet managers in northern climates will have different needs than those in a southern climate. As a rule, high volume takes precedent over pressure and heat.



INDUSTRIAL MACHINERY

■ GPM ■ PSI ■ BTU

High heat and solid pressure do the job in industrial environments where you need to minimize water flow.

GALLONS PER MINUTE (GPM) + POUNDS PER SQUARE INCH (PSI) + BRITISH THERMAL UNIT (BTU)



MODEL	213AX4	216AX4	311AX4	320AX4	324AX4
GPM	2.0	2.0	3.0	3.0	3.0
PSI	1300	1600	1100	2000	2400
BTU	175,000	175,000	175,000	175,000	175,000
HP	2.3	2.3	2.3	4.0	5.0
VOLTAGE (FUSE FOR)	115V, 20AMP	115V, 20AMP	115V, 20AMP	230V, 20AMP	230V, 30AMP
DIMENSIONS	L40"xW27"xH40"	L40"xW27"xH40"	L40"xW27"xH40"	L40"xW27"xH40"	L40"xW27"xH40"
WEIGHT	400 lbs.	420 lbs.	420 lbs.	420 lbs.	545 lbs.

MODEL	216X4	311X4	320X4	324X4	330X4	418X4
GPM	2.0	3.0	3.0	3.0	3.0	4.0
PSI	1600	1100	2000	2400	3000	1800
BTU	175,000	273,000	273,000	273,000	273,000	385,000
HP	2.3	2.3	4.0	5.0	6.0	5.0
VOLTAGE (FUSE FOR)	115V, 20AMP	115V, 20AMP	230V, 20AMP	230V, 30AMP	230V, 30AMP	230V, 30AMP
DIMENSIONS	L46"xW31"xH49"	L46"xW31"xH49"	L46"xW31"xH49"	L46"xW31"xH49"	L46"xW31"xH49"	L54"xW32"xH49"
WEIGHT	535 lbs.	535 lbs.	535 lbs.	535 lbs.	555 lbs.	615 lbs.

MODEL	420X4	423X4	425X4	430XM4	430X4	435X4
GPM	3.7	3.7	3.5	3.8	3.8	3.8
PSI	2000	2300	2500	3000	3000	3500
BTU	350,000	385,000	350,000	350,000	385,000	350,000
HP	5.0	6.0	6.0	8.0	8.0	10
VOLTAGE (FUSE FOR)	230V, 30AMP	230V, 30AMP	230V, 30AMP	230V, 40AMP	230V, 40AMP	230V, 3 PH, 30AMP
DIMENSIONS	L46"xW31"xH49"	L54"xW32"xH49"	L46"xW32"xH49"	L46"xW32"xH49"	L54"xW32"xH49"	L46"xW32"xH49"
WEIGHT	545 lbs.	665 lbs.	575 lbs.	625 lbs.	685 lbs.	650 lbs.

MODEL	518X4	523X4	530X4
GPM	4.8	4.8	4.8
PSI	1800	2300	3000
BTU	540,000	540,000	540,000
HP	6.0	8.0	10.0
VOLTAGE (FUSE FOR)	230V, 30AMP	230V, 40AMP	230V, 1 PH, 50AMP 230V, 3 PH, 30AMP
DIMENSIONS	L54"xW32"xH49"	L54"xW32"xH49"	L54"xW32"xH49"
WEIGHT	665 lbs.	725 lbs.	745 lbs.

English to Metric Conversion

1 gallon/minute = 3.78 liters/minute
1 horsepower = .746 watts
100 PSI = 7.03 Kg/cm²
1 foot = .3048 meters
1 inch = 2.54 centimeters
1 pound = .45359 kilograms

Distributed by:

Action Cleaning Systems Inc.
Tyler, TX, 800-522-8466
Dallas, TX, 800-950-6926
Midland, TX, 903-262-0236
Bossier City, LA, 318-752-0102

